



The Organs of Ellesmere College

A Visitors Guide



A **Brief History** Nathaniel Woodard and the School

Ellesmere College was opened in 1884 and dedicated to St Oswald. It was Nathaniel Woodard's seventh school. At the time of opening he was the Sub Dean of Manchester Cathedral and Canon Woodard's religious principles were central to the philosophy of his Anglican school's foundation. By the time he died in 1891 he had founded eleven schools.

It has been said that Ellesmere College is the topographical jewel in the Woodard crown. The south western side of the school with its gothic façade looks out over a quadrangle, terraces and playing fields towards the hills of Wales.

The College's building was designed by the architects "Carpenter and Ingelow" and envisaged as an "H" plan, allowing for a quadrangle on both sides. "Big School", which boasts the third largest hammer-beam roof in England, was added in 1897. The Chapel was designed in 1926 by Sir Aston Webb, reaching final completion in 1959 to revisions made by Sir Charles Nicholson. A fire in 1966 destroyed the Chapel and Dining Hall which was then reconstructed under the control of architects "Colcutt and Hamp".

The Organs



The College is home to two of the finest organs in the country, both of which are very different from each other. The Chapel contains a grand Hill, Norman & Beard of 1968 which was made famous by Brian Runnet's recording of the Hindemith Organ Sonatas. In 1980 a second organ was acquired by the college, the mighty 1864 Schulze organ which was rescued from St Mary's Parish Church, Tyne Dock. Now housed on a gallery in the magnificent "Big School", the organ is famous for its deep velvety sound and is a true Rolls Royce amongst organs.



The Chapel Organ Hill, Norman and Beard 1968

Following the devastating fire of 1966 which gutted the Chapel, the new organ was designed by Rex Lumley, the then Director of Music, Dr. Herbert Sumsion, CBE and Herbert Norman, FRSA, FISOB. The organ encompasses every technical advance of its time. Electro-magnetic actions, simulated bar-type wind chests, solid state relays, integral wind regulators and sheathed wire louvre-control action. The organ works on a 2-h.p. blower situated behind the gallery.

The specification required that all unenclosed pipes should be in view as much as possible. Extensive use of polished tin, copper, spotted metal and dark coated zinc all required for tone-colour emphasis reflect the tonal variety, vitality and brilliance in an exciting display.

Designed with being used as a teaching instrument in mind, the organ delivers a clear tone on the Great section, provides a Swell Organ of traditional English form and a uniquely Classical Positive division.

Specification



Great Organ

Quintaten	16ft
Principal	8ft
Stopped Diapason	8ft
Octave	4ft
Spitzflöte	4ft
Fifteenth	2ft
Furniture III	rks
Cornet V	rks

Pedal Organ

Sub Bass	16ft
Principal	16ft
Bourdon	16ft
Octave	8ft
Bass Flute	8ft
Fifteenth	4ft
Nachthorn	4ft
Mixture III	rks
Posaune	16ft
Rohrschalmey	4ft

Swell Organ

Rohr Flute	8ft
Salicional	8ft
Voix Céleste	8ft
Geigen Principal	4ft
Koppelflöte	4ft
Flageolet	2ft
Plein Jeu III	rks
Fagotto	16ft
Trumpet	8ft

Positive Organ

Bourdon	8ft
Chimney Flute	4ft
Nazard	2 2/3ft
Principal	2ft
Tierce	1 3/5ft
Larigot	1 1/3ft
Cymbal III	rks
Krummhorn	8ft
Trompette	8ft

Couplers

Swell to Great	Unison Off
Positive to Great	Swell to Pedal
Swell to Positive	Great to Pedal
Octave	Positive to Pedal
Sub Octave	

Compass

Manuals 61 notes
Pedals 32 notes
47 ranks
33 voices
36 stops

Thumb pistons: six each to Gt, Sw. & Ch, eight general to all stops

Reversibles (4) to S-G, G-P, S-P & Pedal reed

HN&B instant capture action

Toe pistons: six to Pedals and six to Swell

Reversibles (3) S-G, G-P, & F.O.

Great & Pedal piston coupler

The Schulze Organ

Edmund Schulze 1864

We have a lot to be thankful for when it comes to the Schulze organ. Without Prince Albert's invitation to the Schulze family to exhibit at the Great Exhibition, there would, in all likelihood, have been no examples of Schulzes' work in the UK. Of the surviving examples, four remain, whilst one is silent. Of the working examples the Ellesmere Schulze is the most original and complete. The organ started out life in St Mary's Parish Church, Tyne Dock on Friday, 24th June, 1864. Alderman Williamson who had commissioned the organ, and who had agreed the contract price of £600 was so pleased with the finished instrument that he paid a bonus of £400! By 1905 very few pipes could be induced to speak due to the damp conditions in which the organ found itself. Andrew Carnegie generously provided for half the cost of restoration which was carried out by Messrs Norman & Beard.

Very little has been done to the organ since. By 1979, a falling congregation coupled with the perilous state of the fabric of St Mary's meant the organ was in danger of being lost. The Diocesan Secretary of Durham, whose son was at Ellesmere at the time, put forward the idea that the organ would look magnificent on a gallery in "Big School". The Director of Music and Headmaster agreed and the Tyne Dock Schulze Organ Trust was born. A significant contribution towards the cost of removal was again met by the Carnegie UK Trust.

A closing recital was given in St Mary's on 28th September 1979, dismantling began on 1st October and on 9th May 1981 the reopening recital was held at Ellesmere College. In 2011 fresh impetus was injected into the Schulze Trust with a view of raising the necessary funds to keep this remarkable survivor in voice for generations to come.



Specification

Great Organ 1864

Bourdon	16ft
Large Open Diapason	8ft
Small Open Diapason	8ft
Hohl Flute	8ft
Principal	4ft
Twelfth & Fifteenth II	
Mixture (19,22,26,29)	IV
Trumpet	8ft


Swell Organ 1874

Gedact	16
Geigen Principal	8
Stopped Diapason	8
Viol da Gamba	8
Viox Celeste	8
Flauto Amabile	8
Principal	4
Flute d'amour	4
Twelfth & Fifteenth II	
Horn	8
Oboe *	8

Tremulant

Choir Organ 1864-74

Lieblich Gedacht	16'
Salicional	8
Flauto Traverso	8
Lieblich Gedact	8
Kern Flöte	8
Lieblich Flöte	4
Viol d'amour	4
Clarinet *	8



Pedal Organ 1864-74

Open Diapason	16
Sub Bass	16
Octave Bass	8
Flute Bass	8
Trombone	16
Trumpet	8

Couplers:

Swell Octave,
Choir to Great,
Swell to Great,
Swell to Choir,
Choir to Pedal,
Great to Pedal,
Swell to Pedal.

*Added by Norman
& Beard in 1905



Organ Visits Individual or Group – Your Visit...

We want your visit to the organs of Ellesmere College to be as enjoyable as possible. Whether you are an individual, group, or society we will do our utmost to ensure that you have a memorable time.

The College is a busy educational establishment, both inside and outside of the traditional school term and for this reason all visits **must** be pre-booked with the Custos of the Schulze Organ. We ask for a minimum donation to the organ fund of £10 per *playing* visitor (which can be gift-aided) and these monies go directly to the renovation of the mighty Schulze. We are currently undertaking a renovation program on the Schulze with a target to raise £100,000 to complete the works; modest in organ terms.

To make your visit as enjoyable as possible, Tea, Coffee, and Juices can be provided. Lunches can be provided on a pre-booked basis for groups and societies on most occasions for a minimal charge. In this regard the College dining room operates on a buffet basis offering a selection of tasty hot dishes, salads and desserts. An example menu appears below. Wine can also be pre-booked for that special visit.

Why not make your group or society visit all the more special with use of a comfortable private dining room; please ask for details.

Homemade Chicken & Mushroom Soup

Beef Balti with Saffron Rice

Grilled Pork Steak with Apple & Cider Sauce

Vegetable & Quorn Lasagne (v)

Penne Pasta with a Field Mushroom (v)

or a Lemon Chicken Sauce

~ ~ ~

Fresh Vegetables of the Day

Mashed Potatoes, Baked Potatoes, French Fries

~ ~ ~

Salad Bar

Fresh Fruit Salad

Homemade Yogurt with Fruit Sauces

Dutch Apple Pie with Custard

Cheese & Biscuits

Assorted Fresh Fruits

Organ Visits Individual or Group – Booking...

To book your organ visit please contact the Custos of the Schulze Organ by email in the first instance at paul.russell@ellesmere.com

Please introduce yourself, stating whether you are requesting an individual or a group or society visit. Provide your contact details:—email address, land-line and mobile telephone numbers.

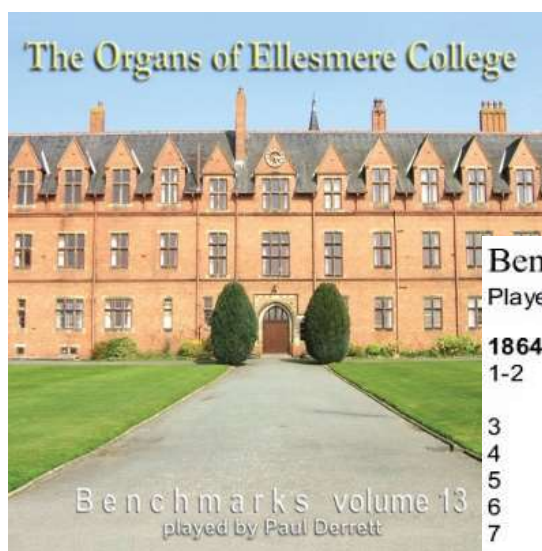
If group or society, please indicate *anticipated* number of players and visitors.

List any requested dates for your visit - we will try to accommodate.

[Please note, access to the Schulze during term time is limited]

Any additional requirements can be arranged from that point going forward.

Disabled Access: Ellesmere College is an old building. Access to the Chapel is on the flat, though access to the organ console is via three wooden steps between the pews, unsuitable for wheelchair access. Big School, the location of the Schulze organ can be accessed on the level via an exterior door, though access to the organ gallery and console is via a staircase. Internally, access from Big School to the main corridor is via a short flight of stairs [with handrails]. Access to the Dining Hall from Antechapel is via a flight of stone steps. We regret that there are no specifically adapted toilets for wheelchair users.



The Organs of Ellesmere College CD available at £10 each

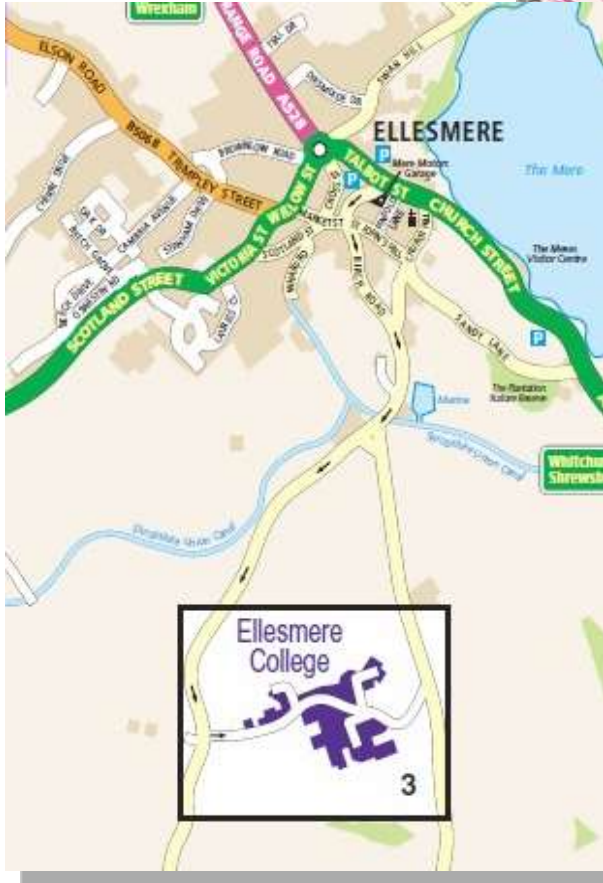
Benchmarks volume 13 - Ellesmere College		806813CD
Played by Paul Derrett		DDD
1864-74 Schulze organ in Big School *		
1-2	Prelude and Fugue in G minor - Johannes Brahms [3:05 3:58]	7:03
3	Dance of the Blessed Spirits - Christoph Gluck	6:48
4	March on a Theme of Handel - Alexandre Guilmant	6:35
5	Cortège - Claude Debussy	4:56
6	Interlude in C - Henry Walford Davies	5:33
7	Prelude and Fugue on B.A.C.H. - Franz Liszt	11:25
1969 Hill, Norman and Beard organ in St.Oswald's Chapel		
8	Minuet - Frank Bridge	4:08
9	Toccata in C - Franz Schmidt	9:14
10	Passacaglia - William Walton	2:45
11	Cornet Movement - John Stanley	2:32
12-17	Suite: Laudate Dominum - Peter Hurford	13:14
	Processional [1:49]	
	Rondo [1:10]	
	Meditation [3:03]	
	Scherzo [1:00]	
	French Carol [0:53]	
	Exurgat Deus! [2:47]	
18	Prelude on 'Kingsfold' - Norman Harper	2:51
19	Trumpeting Organ Morgan - Karl Jenkins	5:01

Total Playing time 79:48



Directions to Ellesmere College, Ellesmere, Shropshire SY12 9AB

Tel: 01691 622321



By Rail: Rail users may travel to nearby Shrewsbury Station [30 minutes by road] or Gobowen Station [10 minutes by road]

By Road from the South: From Birmingham take the M6 and exit at Junction 10a joining the M54. From the M54 join the A5 and at the first roundabout, take the A49 towards Whitchurch. Follow the signposts for the A528 to Ellesmere. Once in Ellesmere, pass the Mere on the right and the church on the left. At Mere Motors garage take the left turning signposted for the Marina and College. Travel for 0.5 miles, past the Marina, and bear right. Travel a further 0.5 miles and the entrance to Ellesmere College is on your left.

By Road from the North: Head for and join the A55 which by-passes Chester. Once you are south of Chester join the A483 (signposted Wrexham). Continue on the A483 for approximately 18 miles, passing Wrexham, and at the roundabout join the A5 (signposted Oswestry). Travel along the A5 for approximately 6 miles, straight across two roundabouts, and at the third turn left onto the A495. Travel for approximately 6 miles to Ellesmere and at the second roundabout take the second exit to remain on the A495. Take the first turning right at Mere Motors garage. Travel for 0.5 miles, past the Marina, and bear right. Travel for a further 0.5 miles and the entrance to Ellesmere College is on your left.

By Road from the East: Leave the M6 motorway at Junction 15 and join the A5182. Travel to the A53 and turn left onto the A53 towards Market Drayton. Travel for 4 miles and turn right onto the A51 and continue for a further 3 miles to turn left onto the A525 towards Whitchurch. On reaching Whitchurch turn left at the first roundabout and then straight across at the next three roundabouts, to remain on the Whitchurch by-pass, at the fifth roundabout turn left onto Wrexham Road A525. After 1 mile turn left onto the A495 Ellesmere Road. Entering Ellesmere, take the left turning after Mere Motors garage, signposted for the Marina and College. Continue past the Marina and bear right. Travel for 0.5 miles and the entrance to Ellesmere College is on your left.

On Arrival: Car parking is available adjacent to reception.

Visitors are requested to report directly to reception.