

Procedure for registering for Ellesmere College Options Online

You will receive a registration e-mail from noreply@sims.co.uk – shown below (this may go into your spam/junk folder so please check there if it hasn't appeared in your Inbox).

Hi

Simply accept this invitation and register within 90 days.

[Accept Invitation](#)

If the button above doesn't work, copy and paste the following link into your browser.

<https://id.sims.co.uk/registration/home/soscode>

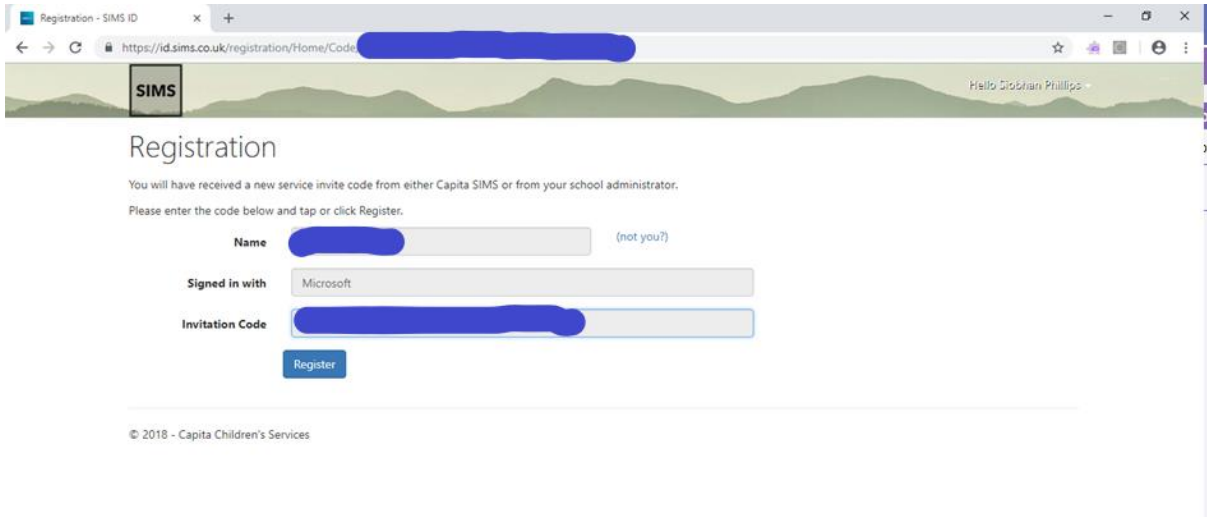
Should you need to enter it, your personal invite code is: **7YXTV8MG2K**

Sent on behalf of,

Ellesmere College

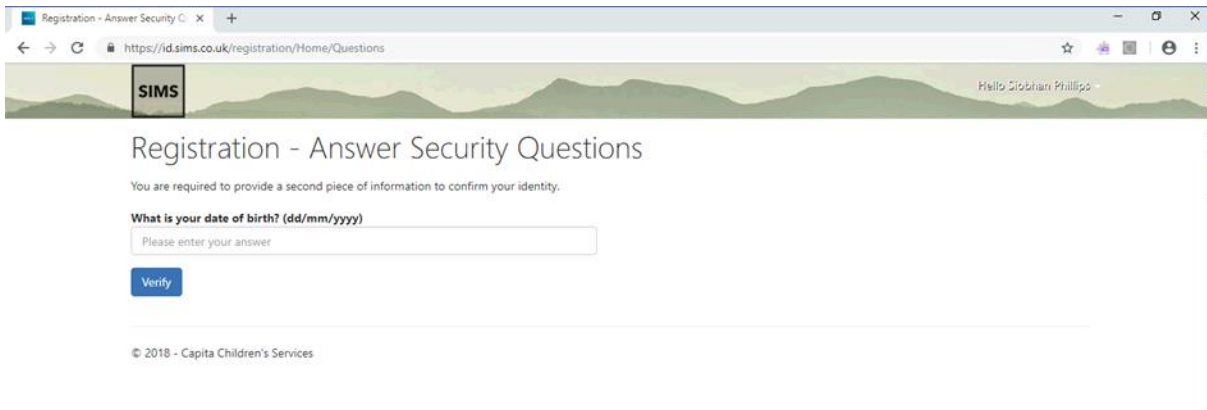
Click on the 'Accept Invitation' icon. This will take you to a sign in page. Choose 'Sign in with Microsoft'. Enter your school e-mail address (the one you use to access Teams). Don't forget to add @ellesmere.com

Once this is done you will get to the registration page:

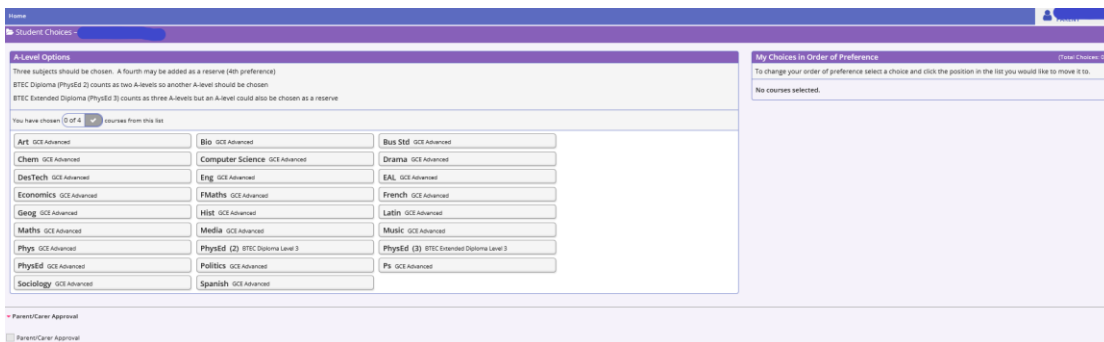


It is important that the 'Invitation Code' field has a long string of letters and numbers in it. If it is blank then please copy the code in the initial registration e-mail shown above. Confirm the details and then click on the 'Register' button.

On the next page, enter your date of birth (this is a security question)



Your account will now be created and the Options Online page will be loaded







You will also receive a registration e-mail like the one below:

Thank you for successfully registering your account with SIMS ID.

You will now be able to use this account to sign in to your school's SIMS Online Services products using the links below.

If you are an administrator for any of the SIMS Online Services products you can access the administration site [here](#).

SIMS Parent	SIMS Student	SIMS Options	SIMS Activities
  You can also access SIMS Parent via your browser here .	  You can also access SIMS Student via your browser here .	You can access SIMS Options here .	Parents can access SIMS Activities here . Students can access SIMS Activities here . Organisers can access SIMS Activities here .

After you have registered and logged in for the first time, using the procedure above, you should subsequently use the web address <https://www.sims-options.co.uk> (or you can use the link at the bottom of the registration e-mail or the link on the Students EllesmereOnline.com page) to log into Options Online. You must use the same username and password you initially registered.